



Population and dwellings

Number of people counted

- 696 people usually live in Okaihau. This is a decrease of 21 people, or 2.9 percent, since the 2006 Census.
- Okaihau has 1.2 percent of Far North District's population.

Population of Okaihau and Far North District		
2013 Census		
Sex	Okaihau	Far North District
Male	330	27,225
Female	366	28,506
Total people	696	55,734

Source: Statistics New Zealand

Note: All figures are for the census usually resident population count.

Number of dwellings counted

- There are 246 occupied dwellings and 27 unoccupied dwellings in Okaihau.
- For Far North District as a whole, there are 22,047 occupied dwellings and 5,661 unoccupied dwellings.
- There are 0 dwellings under construction in Okaihau, and 150 under construction in Far North District.

Note: This time series is irregular. Because the 2011 Census was cancelled after the Canterbury earthquake on 22 February 2011, the gap between this census and the last one is seven years. The change in the data between 2006 and 2013 may be greater than in the usual five-year gap between censuses. Be careful when comparing trends.

This data has been randomly rounded to protect confidentiality. Individual figures may not add up to totals, and values for the same data may vary in different text, tables and graphs. For areas with small populations, the data may not look as expected because of this rounding.

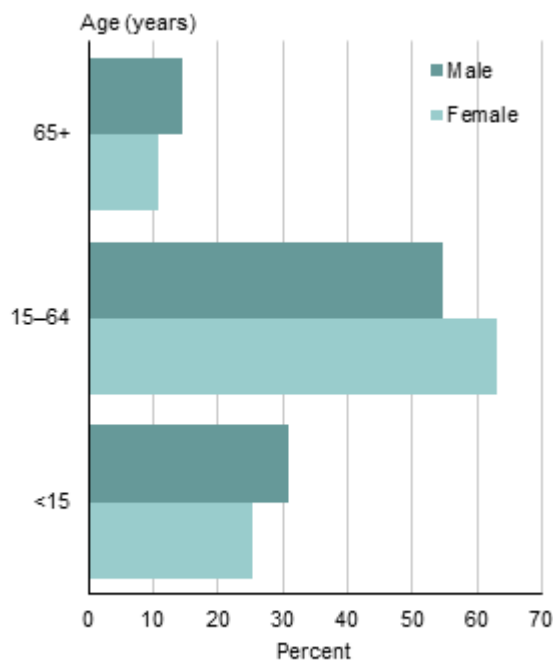
Age and sex

Total population

- The median age (half are younger, and half older, than this age) is 37.7 years for people in Okaihau. The median age in Far North District is 43.4 years.
- 12.9 percent of people in Okaihau are aged 65 years and over, compared with 18.0 percent of the total Far North District population.
- 28.3 percent of people are aged under 15 years in Okaihau, compared with 22.2 percent for all of Far North District.

Broad age group and sex of people

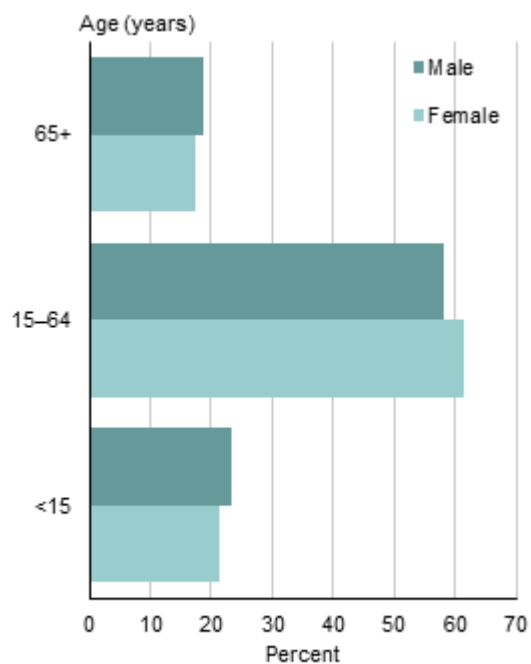
Okaihau
2013 Census



Source: Statistics New Zealand

Broad age group and sex of people

Far North District
2013 Census



Source: Statistics New Zealand

Note: Total population figures are for the census usually resident population count.

Some percentages may be too small to show on graph.

This data has been randomly rounded to protect confidentiality. Individual figures may not add up to totals, and values for the same data may vary in different text, tables and graphs. For areas with small populations, the data may not look as expected because of this rounding.

Cultural diversity

Ethnic groups

- The most common ethnic group in Okaihau is European, compared with European for Far North District as a whole.

Ethnic groups in Okaihau and Far North District		
2013 Census		
Ethnic group ⁽¹⁾	Okaihau (percent)	Far North District (percent)
European	64.3	66.4
Māori	44.2	44.5
Pacific peoples	7.0	3.8
Asian	0.5	2.2
Middle Eastern, Latin American, African	0.5	0.4
Other ethnicity	1.5	1.7

1. Includes all people who stated each ethnic group, whether as their only ethnic group or as one of several. Where a person reported more than one ethnic group, they have been counted in each applicable group. As a result percentages do not add up to 100.

Source: Statistics New Zealand

Birthplace

- 8.5 percent of people in Okaihau were born overseas, compared with 15.3 percent for Far North District as a whole.
- For people born overseas who are now living in Okaihau, the most common birthplace was UK and Ireland, compared with UK and Ireland for people born overseas in all of Far North District.

Languages spoken

- After English, the next most common language spoken in Okaihau is te reo Māori, which was spoken by 19.6 percent of people. For Far North District as a whole, the most common language apart from English is te reo Māori, spoken by 15.1 percent of people.
- New Zealand Sign Language is used by less than one percent of people in Okaihau, compared with less than one percent of people for all of Far North District.
- 76.4 percent of people in Okaihau speak only one language, compared with 79.1 percent of people for all of Far North District.

Note: All figures are for the census usually resident population count.

This data has been randomly rounded to protect confidentiality. Individual figures may not add up to totals, and values for the same data may vary in different text, tables and graphs. For areas with small populations, the data may not look as expected because of this rounding.

Relationship status

Total population aged 15 years and over

- 38.2 percent of people aged 15 years and over living in Okaihau have never married, 46.3 percent are married, and 15.4 percent are separated, divorced or widowed.
- 32.0 percent of people in Okaihau aged 15 years and over who have never been married live with a partner.

Legally registered relationship status for people aged 15 years and over

Okaihau and Far North District
2013 Census



Source: Statistics New Zealand

Note: Total population figures are for the census usually resident population count.

Some percentages may be too small to show on graph.

This data has been randomly rounded to protect confidentiality. Individual figures may not add up to totals, and values for the same data may vary in different text, tables and graphs. For areas with small populations, the data may not look as expected because of this rounding.

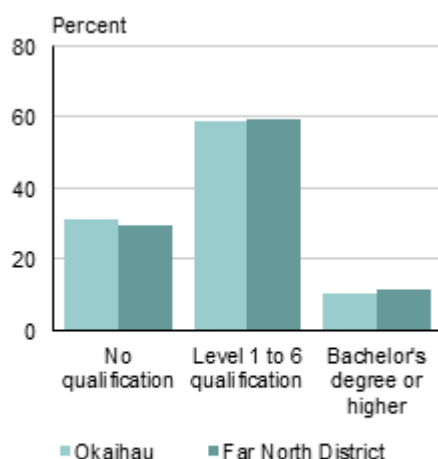
Qualifications

Total population aged 15 years and over

- 68.7 percent of people aged 15 years and over in Okaihau have a formal qualification, compared with 70.7 percent in Far North District.
- In Okaihau, 10.5 percent of people aged 15 years and over held a bachelor's degree or higher as their highest qualification, compared with 11.4 percent for Far North District as a whole.

Highest qualification for people aged 15 years and over

Okaihau and Far North District
2013 Census



Note: Level 1 to 6 qualification category includes level 1 to 4 certificates, level 5 and 6 diploma and overseas secondary school qualification.
Source: Statistics New Zealand

Note: Total population figures are for the census usually resident population count.

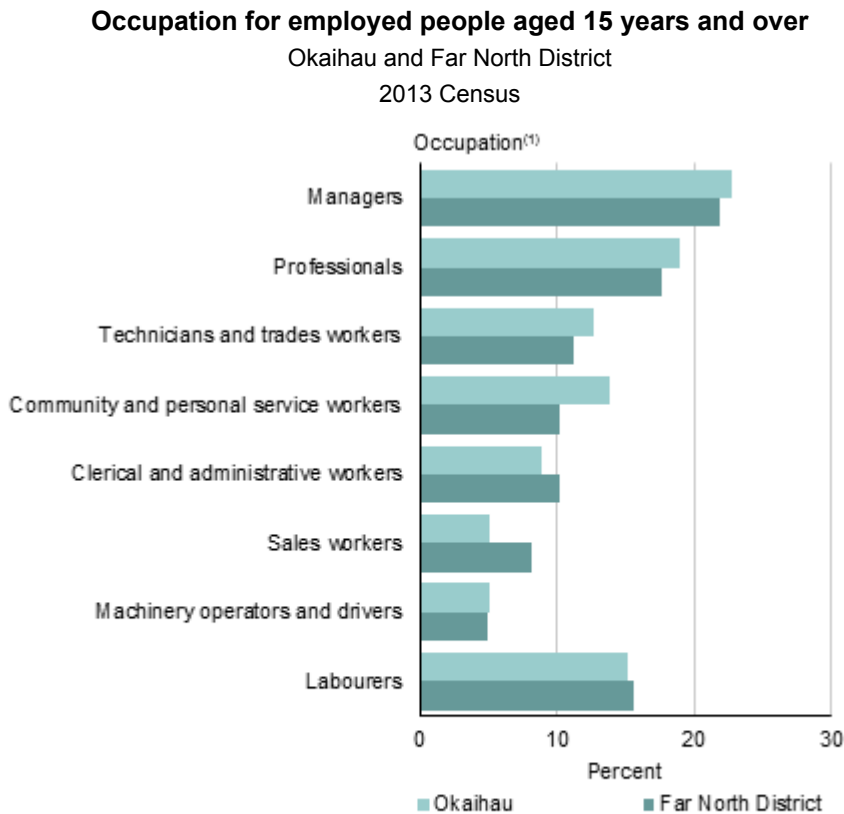
Some percentages may be too small to show on graph.

This data has been randomly rounded to protect confidentiality. Individual figures may not add up to totals, and values for the same data may vary in different text, tables and graphs. For areas with small populations, the data may not look as expected because of this rounding.

Work

Total population aged 15 years and over

- The unemployment rate in Okaihau is 10.4 percent for people aged 15 years and over, compared with 11.5 percent for all of Far North District.
- The most common occupational group in Okaihau is 'managers', and 'managers' is the most common occupational group in Far North District.



1. Australian and New Zealand Standard Classification of Occupations (ANZSCO V1.1).
Source: Statistics New Zealand

Note: Total population figures are for the census usually resident population count.

Some percentages may be too small to show on graph.

This data has been randomly rounded to protect confidentiality. Individual figures may not add up to totals, and values for the same data may vary in different text, tables and graphs. For areas with small populations, the data may not look as expected because of this rounding.

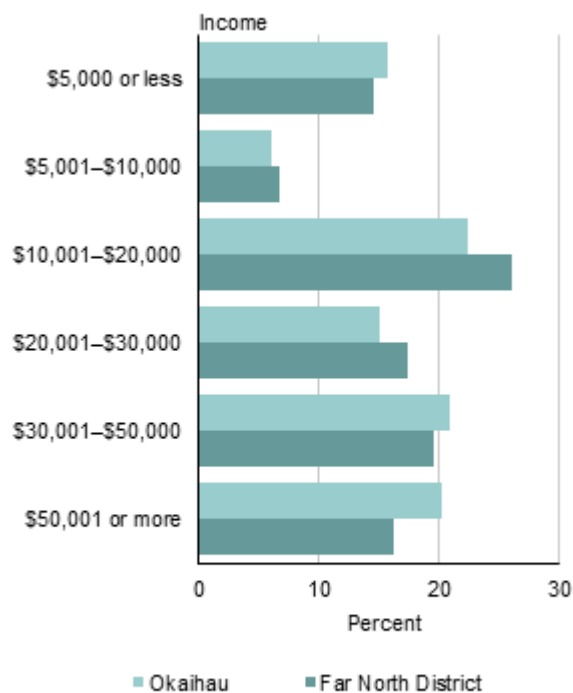
Income

Total population aged 15 years and over

- For people aged 15 years and over, the median income (half earn more, and half less, than this amount) in Okaihau is \$23,500. This compares with a median of \$21,500 for all of Far North District.
- 44.0 percent of people aged 15 years and over in Okaihau have an annual income of \$20,000 or less, compared with 47.1 percent of people for Far North District as a whole.
- In Okaihau, 20.1 percent of people aged 15 years and over have an annual income of more than \$50,000, compared with 16.2 percent of people in Far North District.

Total personal income for people aged 15 years and over

Okaihau and Far North District
2013 Census



Source: Statistics New Zealand

Note: Total population figures are for the census usually resident population count.

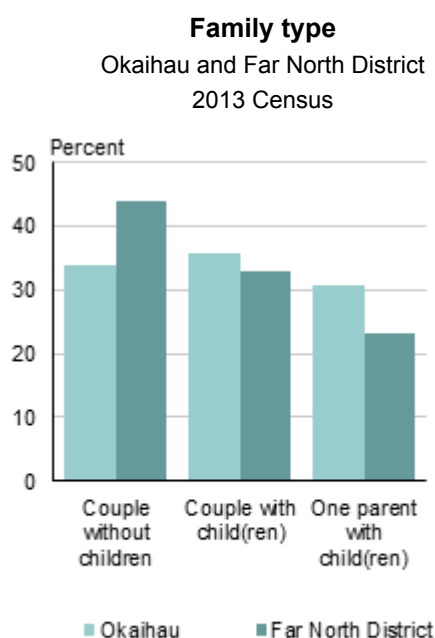
Some percentages may be too small to show on graph.

This data has been randomly rounded to protect confidentiality. Individual figures may not add up to totals, and values for the same data may vary in different text, tables and graphs. For areas with small populations, the data may not look as expected because of this rounding.

Families

Family type

- Couples with children make up 35.6 percent of all families in Okaihau, while couples without children make up 33.9 percent of all families.
- In Far North District, couples with children make up 33.0 percent of all families, while couples without children make up 44.0 percent of all families.
- 30.5 percent of families in Okaihau are one parent with children families, while one parent with children families make up 23.0 percent of families for Far North District as a whole.



Source: Statistics New Zealand

Note: All figures are for families in occupied private dwellings.

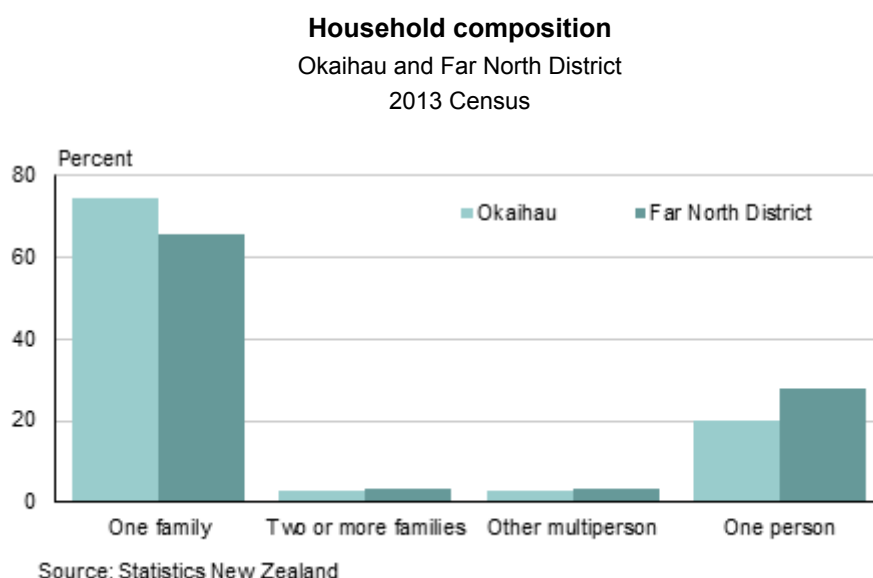
Some percentages may be too small to show on graph.

This data has been randomly rounded to protect confidentiality. Individual figures may not add up to totals, and values for the same data may vary in different text, tables, and graphs. For areas with small populations, the data may not look as expected because of this rounding.

Households

Household composition

- One-family households make up 74.3 percent of all households in Okaihau. For Far North District as a whole, one-family households make up 65.8 percent of all households.
- In Okaihau, there are 45 one-person households making up 20.3 percent of all households. In Far North District, one-person households make up 27.7 percent of all households.
- The average household size in Okaihau is 2.8 people, compared with an average of 2.5 people per household for all of Far North District.



Note: All figures are for households in occupied private dwellings.

Some percentages may be too small to show on graph.

This data has been randomly rounded to protect confidentiality. Individual figures may not add up to totals, and values for the same data may vary in different text, tables, and graphs. For areas with small populations, the data may not look as expected because of this rounding.

Phone, fax, and Internet

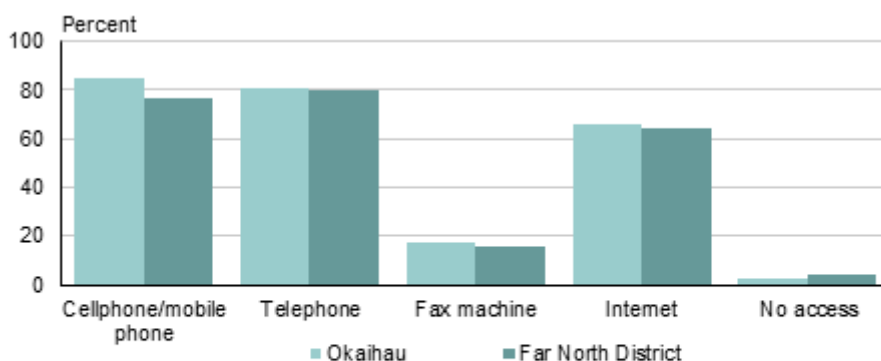
Access to phones, fax machines, and Internet

- 66.2 percent of households in Okaihau have access to the Internet, compared with 63.8 percent of households in Far North District.
- In Okaihau, 84.5 percent of households have access to a cellphone, compared with 76.9 percent of households for Far North District as a whole.

Access to phones, fax machines, and Internet

Okaihau and Far North District

2013 Census



Note: Households can access more than one type of telecommunication device. Therefore percentages do not add up to 100.

Source: Statistics New Zealand

Note: All figures are for households in occupied private dwellings.

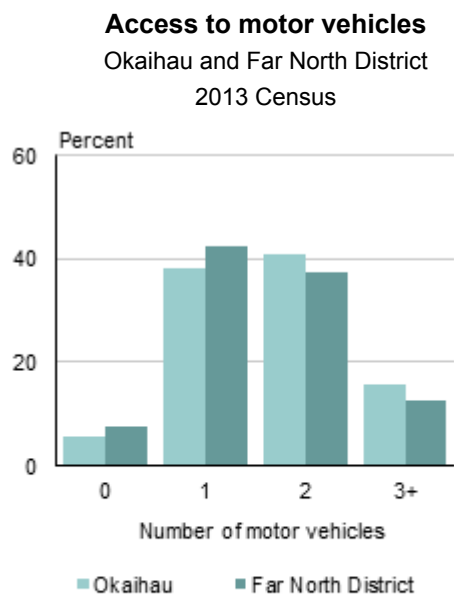
Some percentages may be too small to show on graph.

This data has been randomly rounded to protect confidentiality. Individual figures may not add up to totals, and values for the same data may vary in different text, tables and graphs. For areas with small populations, the data may not look as expected because of this rounding.

Transport

Access to motor vehicles

- 15.5 percent of households in Okaihau have access to three or more motor vehicles, compared with 12.7 percent of all households in Far North District.



Note: Some percentages may be too small to show on graph.
Source: Statistics New Zealand

Note: All figures are for households in occupied private dwellings.

Some percentages may be too small to show on graph.

Main means of travel to work

- The most common means of travel to work on census day for people in Okaihau was driving a private car, truck or van (58.2 percent of people who travelled to work used this form of transport).
- This was followed by driving a company car, truck or van (17.9 percent) and walking or jogging (10.4 percent).
- For Far North District as a whole, the most common means of travel to work was driving a private car, truck or van, followed by driving a company car, truck or van and walking or jogging.

Note: All figures are for the census usually resident population count.

This data has been randomly rounded to protect confidentiality. Individual figures may not add up to totals, and values for the same data may vary in different text, tables, and graphs. For areas with small populations, the data may not look as expected because of this rounding.

Housing

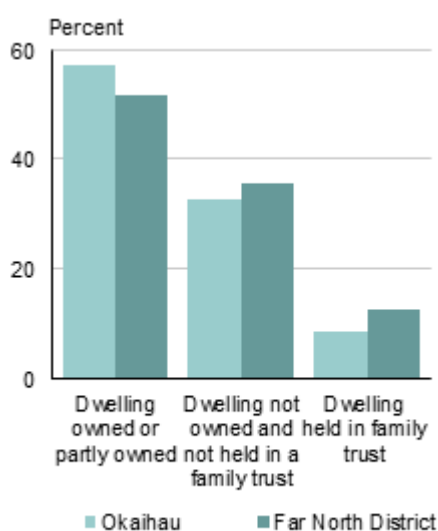
Home ownership

- In Okaihau, 67.1 percent of households in occupied private dwellings owned the dwelling or held it in a family trust.
- For Far North District as a whole, 64.5 percent of households in occupied private dwellings owned the dwelling or held it in a family trust.
- For households in Okaihau who rented the dwelling that they lived in, the median weekly rent paid was \$200. This compared with \$200 for Far North District.

Home ownership by household

Okaihau and Far North District

2013 Census



Source: Statistics New Zealand

Note: All figures are for households in occupied private dwellings.

Some percentages may be too small to show on graph.

This data has been randomly rounded to protect confidentiality. Individual figures may not add up to totals, and values for the same data may vary in different text, tables and graphs. For areas with small populations, the data may not look as expected because of this rounding.

Building consents

Building consent data for the year ended December 2013 showed that:

- The total number of building consents issued for dwellings, including apartments, in Okaihau was 1.
- The total number of building consents issued for apartments in Okaihau was 0.
- The total value of residential building work in Okaihau was \$332,497.
- The total value of non-residential building work in Okaihau was \$600,000.

Note: Building consent data is obtained from all accredited building consent authorities (ie territorial authorities) and is compiled if the building consent issued is valued over \$5000. See data quality information on building consents.

Business

Business demographics

Business demographic data for the year ended February 2013 showed that:

- There were 76 business locations (geographic units) in Okaihau compared with 7,246 for all of Far North District. This is a decrease of 14.6 percent from the year ended February 2006 for Okaihau.
- There were 140 paid employees in Okaihau compared with 17,290 for all of Far North District. This is a decrease of 22.2 percent from the year ended February 2006 for Okaihau.

Top five industries in Okaihau				
By employee count				
For year ended February 2013				
Industry (ANZSIC06) ⁽¹⁾	Okaihau		Far North District	
	Employee count	Percent of total employee count	Employee Count	Percent of total employee count
Education and training	85	60.7	2,130	12.3
Manufacturing	15	10.7	1,100	6.4
Agriculture, forestry and fishing	12	8.6	2,080	12.0
Health care and social assistance	9	6.4	2,400	13.9
Retail trade	6	4.3	2,160	12.5

1. Australian and New Zealand Standard Industrial Classification 2006 (ANZSIC06 V1.0).

Note: Table may not show five industries as not all area units have five industries within their boundaries.

Some area units may have more than one industry with the same employee count but the table has been restricted to five industries.

Source: Statistics New Zealand

Note: Business demographic data is sourced from a register of economically significant businesses which is maintained by Statistics New Zealand. See data quality information on business demographics.

Employee count data has been randomly rounded. Individual figures may not add up to totals, and values for the same data may vary in different text, tables and graphs. For areas with small populations, the data may not look as expected because of this rounding.