



## Population and dwellings

### Number of people counted

- 5,742 people usually live in Waimumu North. This is an increase of 462 people, or 8.8 percent, since the 2006 Census.
- Waimumu North has less than one percent of Auckland's population.

Population of Waimumu North and Auckland		
2013 Census		
Sex	Waimumu North	Auckland
Male	2,856	687,492
Female	2,886	728,058
Total people	5,742	1,415,550

Source: Statistics New Zealand

Note: All figures are for the census usually resident population count.

### Number of dwellings counted

- There are 1,671 occupied dwellings and 84 unoccupied dwellings in Waimumu North.
- For Auckland as a whole, there are 473,451 occupied dwellings and 33,360 unoccupied dwellings.
- There are 6 dwellings under construction in Waimumu North, and 2,817 under construction in Auckland.

Note: This time series is irregular. Because the 2011 Census was cancelled after the Canterbury earthquake on 22 February 2011, the gap between this census and the last one is seven years. The change in the data between 2006 and 2013 may be greater than in the usual five-year gap between censuses. Be careful when comparing trends.

This data has been randomly rounded to protect confidentiality. Individual figures may not add up to totals, and values for the same data may vary in different text, tables and graphs. For areas with small populations, the data may not look as expected because of this rounding.

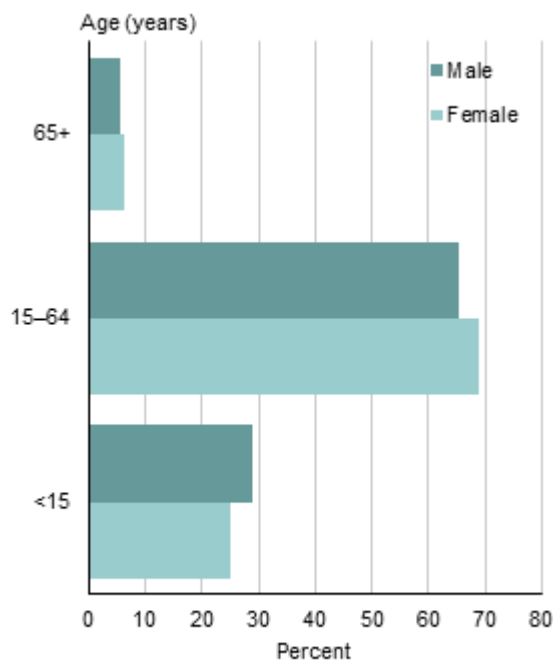
# Age and sex

## *Total population*

- The median age (half are younger, and half older, than this age) is 29.4 years for people in Waimumu North. The median age in Auckland is 35.1 years.
- 6.0 percent of people in Waimumu North are aged 65 years and over, compared with 11.5 percent of the total Auckland population.
- 26.9 percent of people are aged under 15 years in Waimumu North, compared with 20.9 percent for all of Auckland.

### **Broad age group and sex of people**

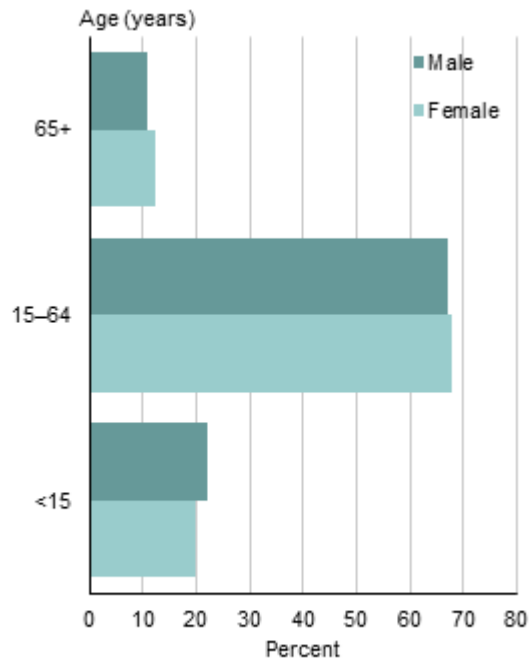
Waimumu North  
2013 Census



Source: Statistics New Zealand

## Broad age group and sex of people

Auckland  
2013 Census



Source: Statistics New Zealand

Note: Total population figures are for the census usually resident population count.

Some percentages may be too small to show on graph.

This data has been randomly rounded to protect confidentiality. Individual figures may not add up to totals, and values for the same data may vary in different text, tables and graphs. For areas with small populations, the data may not look as expected because of this rounding.

# Cultural diversity

## Ethnic groups

- The most common ethnic group in Waimumu North is European, compared with European for Auckland as a whole.

Ethnic groups in Waimumu North and Auckland		
2013 Census		
Ethnic group <sup>(1)</sup>	Waimumu North (percent)	Auckland (percent)
European	48.0	59.3
Māori	19.0	10.7
Pacific peoples	26.9	14.6
Asian	20.5	23.1
Middle Eastern, Latin American, African	2.5	1.9
Other ethnicity	0.9	1.2

1. Includes all people who stated each ethnic group, whether as their only ethnic group or as one of several. Where a person reported more than one ethnic group, they have been counted in each applicable group. As a result percentages do not add up to 100.

**Source:** Statistics New Zealand

## Birthplace

- 35.6 percent of people in Waimumu North were born overseas, compared with 39.1 percent for Auckland as a whole.
- For people born overseas who are now living in Waimumu North, the most common birthplace was Pacific Islands, compared with Asia for people born overseas in all of Auckland.

## Languages spoken

- After English, the next most common language spoken in Waimumu North is Samoan, which was spoken by 8.7 percent of people. For Auckland as a whole, the most common language apart from English is Samoan, spoken by 4.4 percent of people.
- 3.5 percent of people in Waimumu North speak te reo Māori, compared with 2.3 percent of people for all of Auckland.
- New Zealand Sign Language is used by less than one percent of people in Waimumu North, compared with less than one percent of people for all of Auckland.
- 65.1 percent of people in Waimumu North speak only one language, compared with 69.4 percent of people for all of Auckland.

Note: All figures are for the census usually resident population count.

This data has been randomly rounded to protect confidentiality. Individual figures may not add up to totals, and values for the same data may vary in different text, tables and graphs. For areas with small populations, the data may not look as expected because of this rounding.

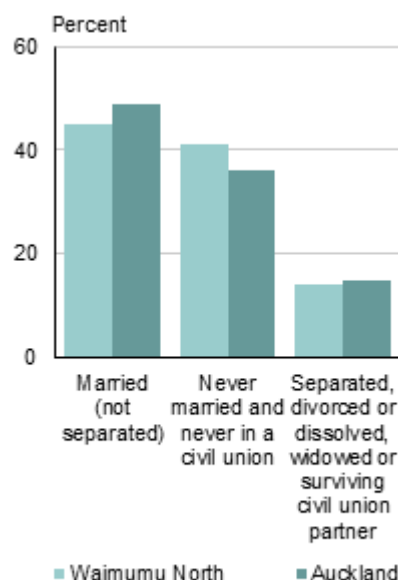
# Relationship status

## *Total population aged 15 years and over*

- 41.1 percent of people aged 15 years and over living in Waimumu North have never married, 44.8 percent are married, and 14.1 percent are separated, divorced or widowed.
- 25.2 percent of people in Waimumu North aged 15 years and over who have never been married live with a partner.

### Legally registered relationship status for people aged 15 years and over

Waimumu North and Auckland  
2013 Census



Source: Statistics New Zealand

Note: Total population figures are for the census usually resident population count.

Some percentages may be too small to show on graph.

This data has been randomly rounded to protect confidentiality. Individual figures may not add up to totals, and values for the same data may vary in different text, tables and graphs. For areas with small populations, the data may not look as expected because of this rounding.

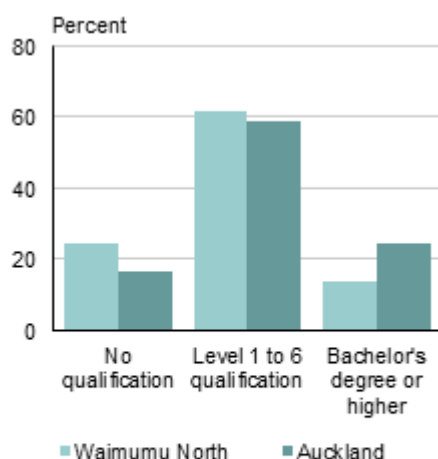
# Qualifications

## *Total population aged 15 years and over*

- 75.3 percent of people aged 15 years and over in Waimumu North have a formal qualification, compared with 83.2 percent in Auckland.
- In Waimumu North, 13.8 percent of people aged 15 years and over held a bachelor's degree or higher as their highest qualification, compared with 24.7 percent for Auckland as a whole.

### Highest qualification for people aged 15 years and over

Waimumu North and Auckland  
2013 Census



Note: Level 1 to 6 qualification category includes level 1 to 4 certificates, level 5 and 6 diploma and overseas secondary school qualification.  
Source: Statistics New Zealand

Note: Total population figures are for the census usually resident population count.

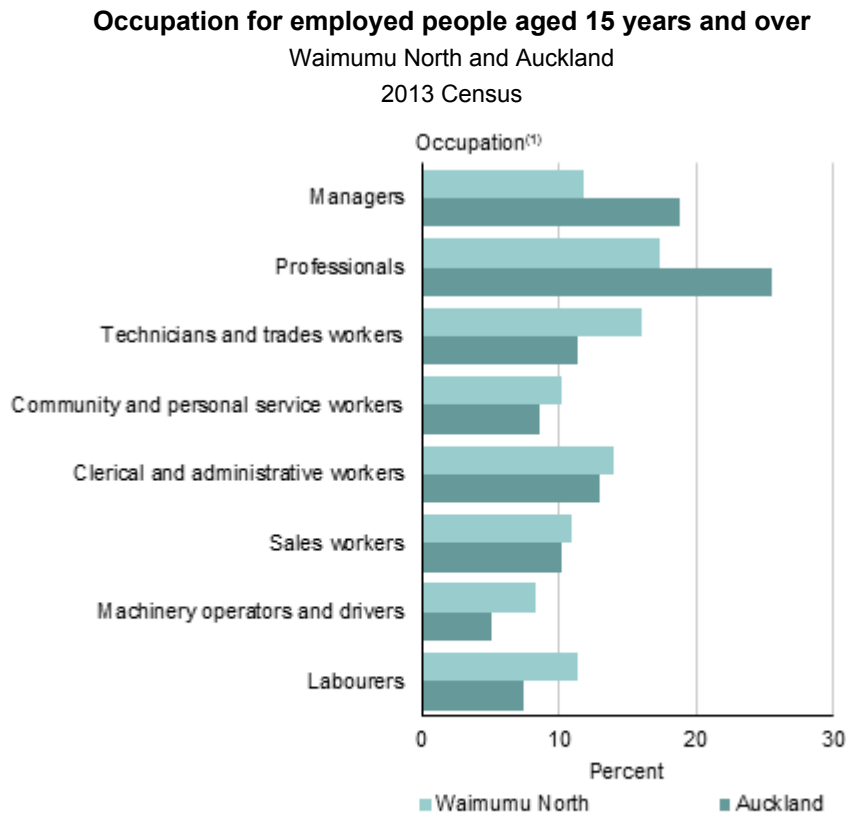
Some percentages may be too small to show on graph.

This data has been randomly rounded to protect confidentiality. Individual figures may not add up to totals, and values for the same data may vary in different text, tables and graphs. For areas with small populations, the data may not look as expected because of this rounding.

# Work

## *Total population aged 15 years and over*

- The unemployment rate in Waimumu North is 11.8 percent for people aged 15 years and over, compared with 8.1 percent for all of Auckland.
- The most common occupational group in Waimumu North is 'professionals', and 'professionals' is the most common occupational group in Auckland.



1. Australian and New Zealand Standard Classification of Occupations (ANZSCO V1.1).  
Source: Statistics New Zealand

Note: Total population figures are for the census usually resident population count.

Some percentages may be too small to show on graph.

This data has been randomly rounded to protect confidentiality. Individual figures may not add up to totals, and values for the same data may vary in different text, tables and graphs. For areas with small populations, the data may not look as expected because of this rounding.

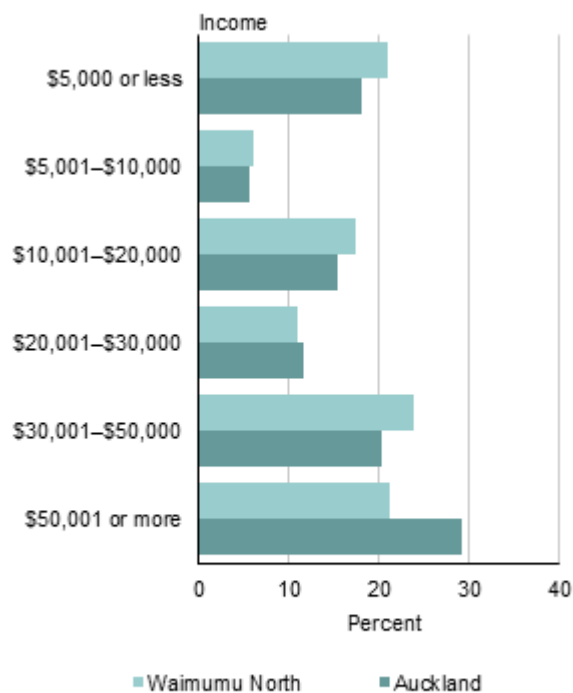
# Income

## *Total population aged 15 years and over*

- For people aged 15 years and over, the median income (half earn more, and half less, than this amount) in Waimumu North is \$25,400. This compares with a median of \$29,600 for all of Auckland.
- 44.3 percent of people aged 15 years and over in Waimumu North have an annual income of \$20,000 or less, compared with 39.0 percent of people for Auckland as a whole.
- In Waimumu North, 21.1 percent of people aged 15 years and over have an annual income of more than \$50,000, compared with 29.2 percent of people in Auckland.

### Total personal income for people aged 15 years and over

Waimumu North and Auckland  
2013 Census



Source: Statistics New Zealand

Note: Total population figures are for the census usually resident population count.

Some percentages may be too small to show on graph.

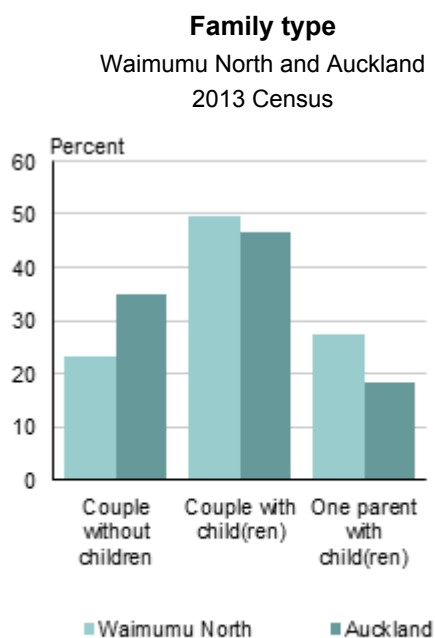
This data has been randomly rounded to protect confidentiality. Individual figures may not add up to totals, and values for the same data may vary in different text, tables and graphs. For areas with small populations, the data may not look as expected because of this rounding.



# Families

## Family type

- Couples with children make up 49.7 percent of all families in Waimumu North, while couples without children make up 23.1 percent of all families.
- In Auckland, couples with children make up 46.5 percent of all families, while couples without children make up 35.1 percent of all families.
- 27.4 percent of families in Waimumu North are one parent with children families, while one parent with children families make up 18.4 percent of families for Auckland as a whole.



Source: Statistics New Zealand

Note: All figures are for families in occupied private dwellings.

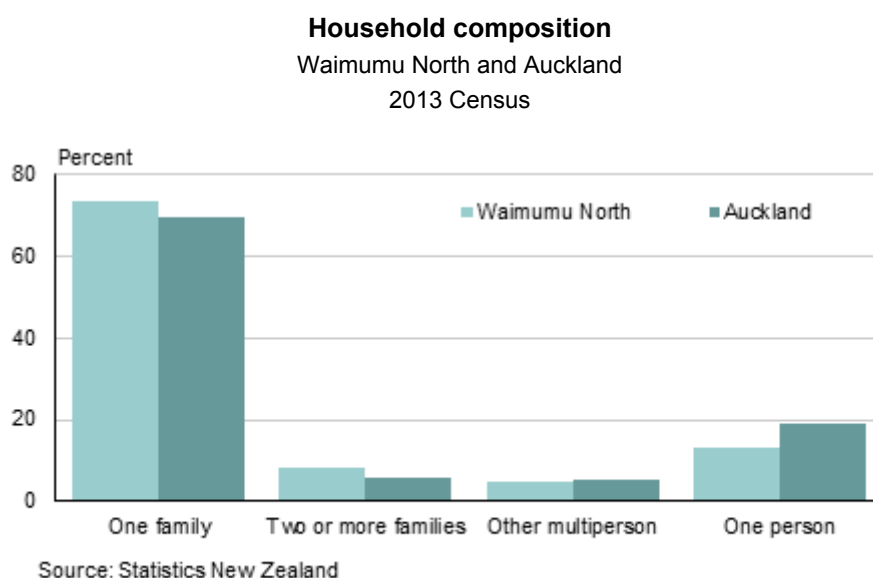
Some percentages may be too small to show on graph.

This data has been randomly rounded to protect confidentiality. Individual figures may not add up to totals, and values for the same data may vary in different text, tables, and graphs. For areas with small populations, the data may not look as expected because of this rounding.

# Households

## Household composition

- One-family households make up 73.9 percent of all households in Waimumu North. For Auckland as a whole, one-family households make up 69.8 percent of all households.
- In Waimumu North, there are 213 one-person households making up 13.1 percent of all households. In Auckland, one-person households make up 19.0 percent of all households.
- The average household size in Waimumu North is 3.4 people, compared with an average of 3.0 people per household for all of Auckland.



Note: All figures are for households in occupied private dwellings.

Some percentages may be too small to show on graph.

This data has been randomly rounded to protect confidentiality. Individual figures may not add up to totals, and values for the same data may vary in different text, tables, and graphs. For areas with small populations, the data may not look as expected because of this rounding.

# Phone, fax, and Internet

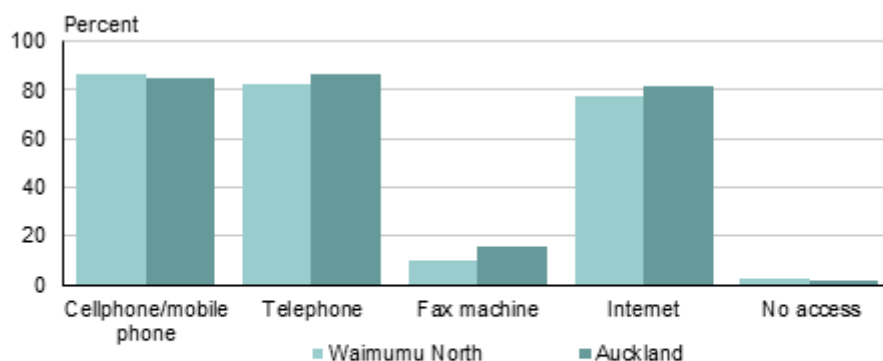
## Access to phones, fax machines, and Internet

- 77.7 percent of households in Waimumu North have access to the Internet, compared with 81.6 percent of households in Auckland.
- In Waimumu North, 86.6 percent of households have access to a cellphone, compared with 84.8 percent of households for Auckland as a whole.

### Access to phones, fax machines, and Internet

Waimumu North and Auckland

2013 Census



Note: Households can access more than one type of telecommunication device. Therefore percentages do not add up to 100.

Source: Statistics New Zealand

Note: All figures are for households in occupied private dwellings.

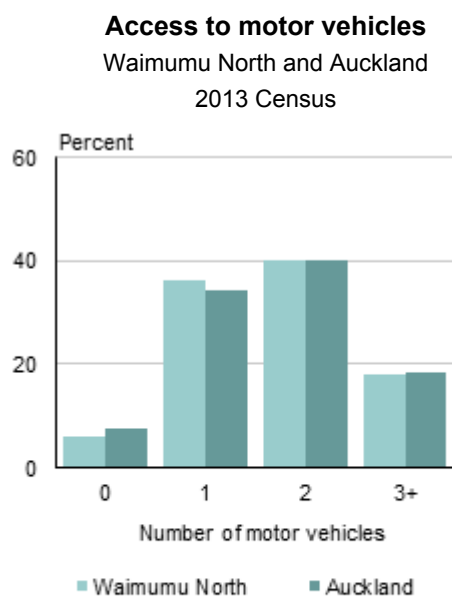
Some percentages may be too small to show on graph.

This data has been randomly rounded to protect confidentiality. Individual figures may not add up to totals, and values for the same data may vary in different text, tables and graphs. For areas with small populations, the data may not look as expected because of this rounding.

# Transport

## Access to motor vehicles

- 18.1 percent of households in Waimumu North have access to three or more motor vehicles, compared with 18.4 percent of all households in Auckland.



Note: Some percentages may be too small to show on graph.

Source: Statistics New Zealand

Note: All figures are for households in occupied private dwellings.

Some percentages may be too small to show on graph.

## Main means of travel to work

- The most common means of travel to work on census day for people in Waimumu North was driving a private car, truck or van (71.0 percent of people who travelled to work used this form of transport).
- This was followed by driving a company car, truck or van (13.5 percent) and passenger in a car, truck, van or company bus (6.6 percent).
- For Auckland as a whole, the most common means of travel to work was driving a private car, truck or van, followed by driving a company car, truck or van and public bus.

Note: All figures are for the census usually resident population count.

This data has been randomly rounded to protect confidentiality. Individual figures may not add up to totals, and values for the same data may vary in different text, tables, and graphs. For areas with small populations, the data may not look as expected because of this rounding.

# Housing

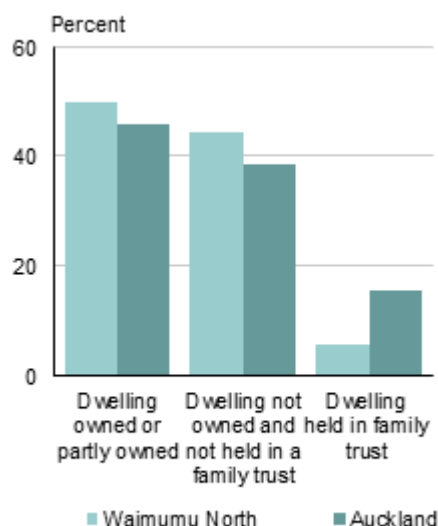
## Home ownership

- In Waimumu North, 55.8 percent of households in occupied private dwellings owned the dwelling or held it in a family trust.
- For Auckland as a whole, 61.5 percent of households in occupied private dwellings owned the dwelling or held it in a family trust.
- For households in Waimumu North who rented the dwelling that they lived in, the median weekly rent paid was \$330. This compared with \$350 for Auckland.

### Home ownership by household

Waimumu North and Auckland

2013 Census



Source: Statistics New Zealand

Note: All figures are for households in occupied private dwellings.

Some percentages may be too small to show on graph.

This data has been randomly rounded to protect confidentiality. Individual figures may not add up to totals, and values for the same data may vary in different text, tables and graphs. For areas with small populations, the data may not look as expected because of this rounding.

## Building consents

Building consent data for the year ended December 2013 showed that:

- The total number of building consents issued for dwellings, including apartments, in Waimumu North was 9.
- The total number of building consents issued for apartments in Waimumu North was 0.
- The total value of residential building work in Waimumu North was \$2,146,800.
- The total value of non-residential building work in Waimumu North was \$0.

Note: Building consent data is obtained from all accredited building consent authorities (ie territorial authorities) and is compiled if the building consent issued is valued over \$5000. See data quality information on building consents.

# Business

## Business demographics

Business demographic data for the year ended February 2013 showed that:

- There were 172 business locations (geographic units) in Waimumu North compared with 163,582 for all of Auckland. This is a decrease of 8.5 percent from the year ended February 2006 for Waimumu North.
- There were 210 paid employees in Waimumu North compared with 650,440 for all of Auckland. This is a decrease of 0 percent from the year ended February 2006 for Waimumu North.

<b>Top five industries in Waimumu North</b>				
By employee count				
For year ended February 2013				
Industry (ANZSIC06) <sup>(1)</sup>	Waimumu North		Auckland	
	Employee count	Percent of total employee count	Employee Count	Percent of total employee count
Education and training	50	23.8	54,170	8.3
Construction	40	19.0	34,730	5.3
Health care and social assistance	20	9.5	63,490	9.8
Administrative and support services	20	9.5	37,550	5.8
Accommodation and food services	20	9.5	43,280	6.7

1. Australian and New Zealand Standard Industrial Classification 2006 (ANZSIC06 V1.0).

Note: Table may not show five industries as not all area units have five industries within their boundaries.

Some area units may have more than one industry with the same employee count but the table has been restricted to five industries.

**Source:** Statistics New Zealand

Note: Business demographic data is sourced from a register of economically significant businesses which is maintained by Statistics New Zealand. See data quality information on business demographics.

Employee count data has been randomly rounded. Individual figures may not add up to totals, and values for the same data may vary in different text, tables and graphs. For areas with small populations, the data may not look as expected because of this rounding.