



## Population and dwellings

### Number of people counted

- 1,209 people usually live in Opoho. This is a decrease of 33 people, or 2.7 percent, since the 2006 Census.
- Opoho has 1.0 percent of Dunedin City's population.

Population of Opoho and Dunedin City		
2013 Census		
Sex	Opoho	Dunedin City
Male	597	57,663
Female	612	62,583
Total people	1,209	120,246

Source: Statistics New Zealand

Note: All figures are for the census usually resident population count.

### Number of dwellings counted

- There are 480 occupied dwellings and 33 unoccupied dwellings in Opoho.
- For Dunedin City as a whole, there are 46,590 occupied dwellings and 3,915 unoccupied dwellings.
- There are 0 dwellings under construction in Opoho, and 186 under construction in Dunedin City.

Note: This time series is irregular. Because the 2011 Census was cancelled after the Canterbury earthquake on 22 February 2011, the gap between this census and the last one is seven years. The change in the data between 2006 and 2013 may be greater than in the usual five-year gap between censuses. Be careful when comparing trends.

This data has been randomly rounded to protect confidentiality. Individual figures may not add up to totals, and values for the same data may vary in different text, tables and graphs. For areas with small populations, the data may not look as expected because of this rounding.

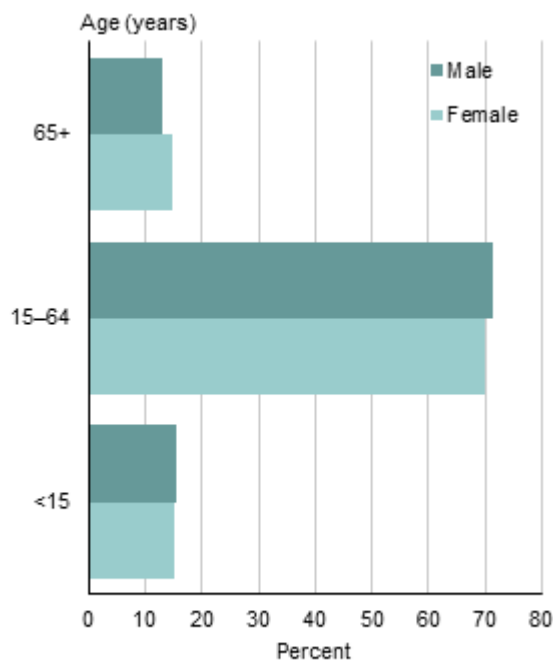
# Age and sex

## *Total population*

- The median age (half are younger, and half older, than this age) is 38.3 years for people in Opoho. The median age in Dunedin City is 36.7 years.
- 13.9 percent of people in Opoho are aged 65 years and over, compared with 14.9 percent of the total Dunedin City population.
- 15.4 percent of people are aged under 15 years in Opoho, compared with 16.2 percent for all of Dunedin City.

### Broad age group and sex of people

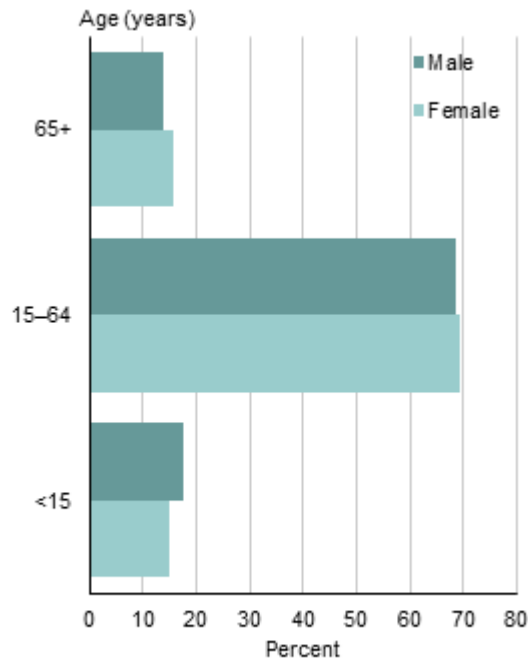
Opoho  
2013 Census



Source: Statistics New Zealand

### Broad age group and sex of people

Dunedin City  
2013 Census



Source: Statistics New Zealand

Note: Total population figures are for the census usually resident population count.

Some percentages may be too small to show on graph.

This data has been randomly rounded to protect confidentiality. Individual figures may not add up to totals, and values for the same data may vary in different text, tables and graphs. For areas with small populations, the data may not look as expected because of this rounding.

# Cultural diversity

## Ethnic groups

- The most common ethnic group in Opoho is European, compared with European for Dunedin City as a whole.

Ethnic groups in Opoho and Dunedin City		
2013 Census		
Ethnic group <sup>(1)</sup>	Opoho (percent)	Dunedin City (percent)
European	90.3	88.3
Māori	6.7	7.7
Pacific peoples	1.3	2.5
Asian	5.4	6.2
Middle Eastern, Latin American, African	1.3	1.0
Other ethnicity	2.6	2.2

1. Includes all people who stated each ethnic group, whether as their only ethnic group or as one of several. Where a person reported more than one ethnic group, they have been counted in each applicable group. As a result percentages do not add up to 100.

**Source:** Statistics New Zealand

## Birthplace

- 22.4 percent of people in Opoho were born overseas, compared with 18.1 percent for Dunedin City as a whole.
- For people born overseas who are now living in Opoho, the most common birthplace was UK and Ireland, compared with UK and Ireland for people born overseas in all of Dunedin City.

## Languages spoken

- After English, the next most common language spoken in Opoho is French, which was spoken by 4.1 percent of people. For Dunedin City as a whole, the most common language apart from English is French, spoken by 1.8 percent of people.
- 1.5 percent of people in Opoho speak te reo Māori, compared with 1.8 percent of people for all of Dunedin City.
- New Zealand Sign Language is used by less than one percent of people in Opoho, compared with less than one percent of people for all of Dunedin City.
- 82.6 percent of people in Opoho speak only one language, compared with 86.7 percent of people for all of Dunedin City.

Note: All figures are for the census usually resident population count.

This data has been randomly rounded to protect confidentiality. Individual figures may not add up to totals, and values for the same data may vary in different text, tables and graphs. For areas with small populations, the data may not look as expected because of this rounding.

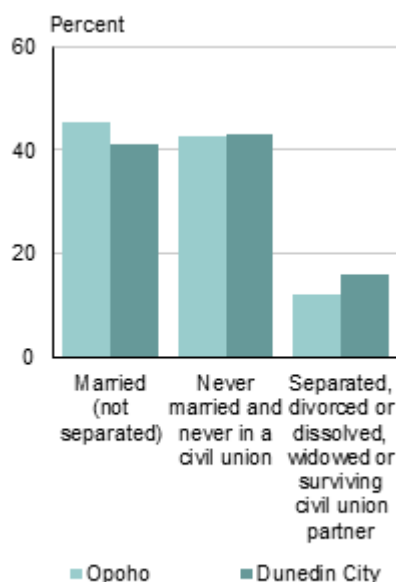
# Relationship status

## *Total population aged 15 years and over*

- 42.6 percent of people aged 15 years and over living in Opoho have never married, 45.4 percent are married, and 12.3 percent are separated, divorced or widowed.
- 27.7 percent of people in Opoho aged 15 years and over who have never been married live with a partner.

### Legally registered relationship status for people aged 15 years and over

Opoho and Dunedin City  
2013 Census



Source: Statistics New Zealand

Note: Total population figures are for the census usually resident population count.

Some percentages may be too small to show on graph.

This data has been randomly rounded to protect confidentiality. Individual figures may not add up to totals, and values for the same data may vary in different text, tables and graphs. For areas with small populations, the data may not look as expected because of this rounding.

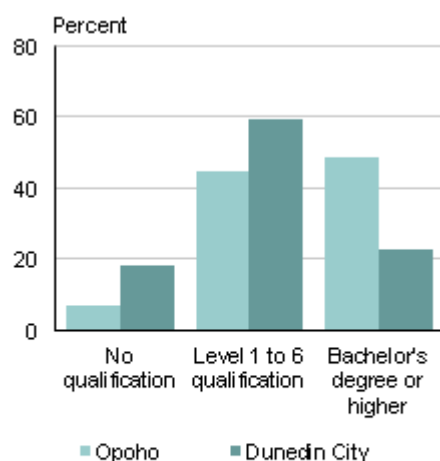
# Qualifications

## *Total population aged 15 years and over*

- 93.2 percent of people aged 15 years and over in Opoho have a formal qualification, compared with 81.9 percent in Dunedin City.
- In Opoho, 48.5 percent of people aged 15 years and over held a bachelor's degree or higher as their highest qualification, compared with 22.7 percent for Dunedin City as a whole.

### Highest qualification for people aged 15 years and over

Opoho and Dunedin City  
2013 Census



Note: Level 1 to 6 qualification category includes level 1 to 4 certificates, level 5 and 6 diploma and overseas secondary school qualification.  
Source: Statistics New Zealand

Note: Total population figures are for the census usually resident population count.

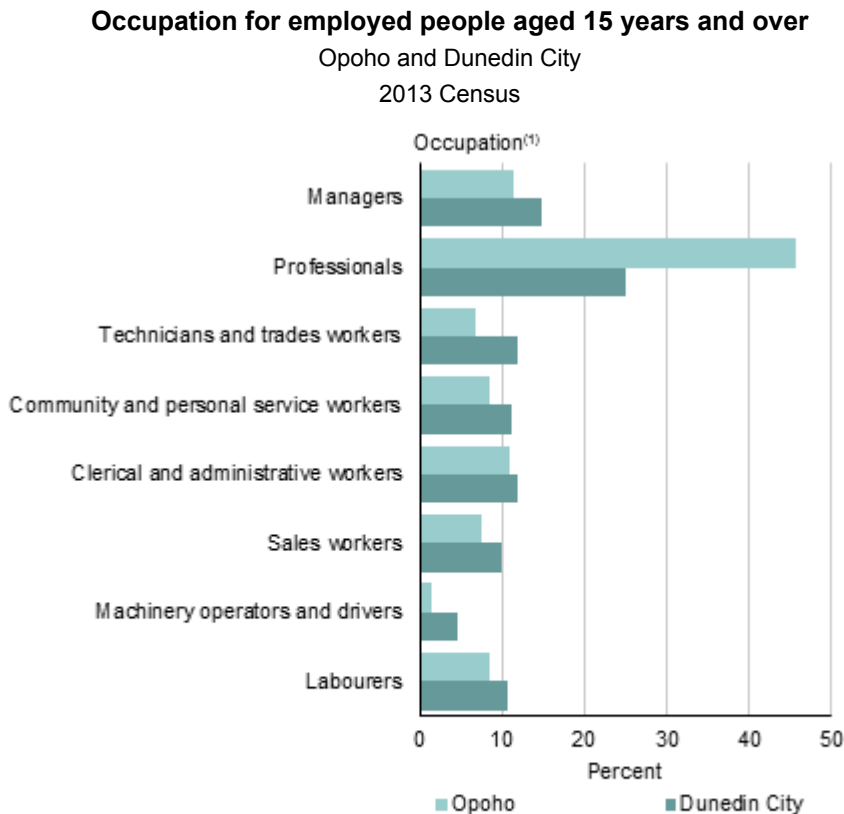
Some percentages may be too small to show on graph.

This data has been randomly rounded to protect confidentiality. Individual figures may not add up to totals, and values for the same data may vary in different text, tables and graphs. For areas with small populations, the data may not look as expected because of this rounding.

# Work

## Total population aged 15 years and over

- The unemployment rate in Opoho is 5.8 percent for people aged 15 years and over, compared with 7.5 percent for all of Dunedin City.
- The most common occupational group in Opoho is 'professionals', and 'professionals' is the most common occupational group in Dunedin City.



1. Australian and New Zealand Standard Classification of Occupations (ANZSCO V1.1).  
Source: Statistics New Zealand

Note: Total population figures are for the census usually resident population count.

Some percentages may be too small to show on graph.

This data has been randomly rounded to protect confidentiality. Individual figures may not add up to totals, and values for the same data may vary in different text, tables and graphs. For areas with small populations, the data may not look as expected because of this rounding.

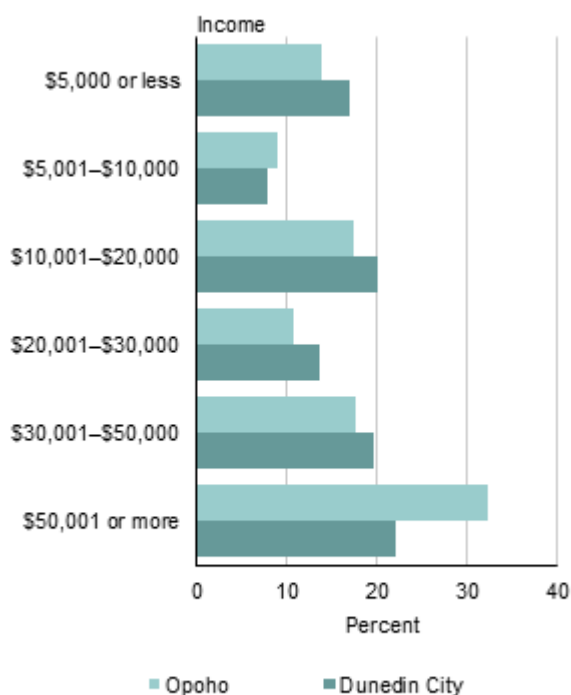
# Income

## *Total population aged 15 years and over*

- For people aged 15 years and over, the median income (half earn more, and half less, than this amount) in Opoho is \$30,500. This compares with a median of \$23,300 for all of Dunedin City.
- 39.5 percent of people aged 15 years and over in Opoho have an annual income of \$20,000 or less, compared with 44.8 percent of people for Dunedin City as a whole.
- In Opoho, 32.2 percent of people aged 15 years and over have an annual income of more than \$50,000, compared with 22.0 percent of people in Dunedin City.

### Total personal income for people aged 15 years and over

Opoho and Dunedin City  
2013 Census



Source: Statistics New Zealand

Note: Total population figures are for the census usually resident population count.

Some percentages may be too small to show on graph.

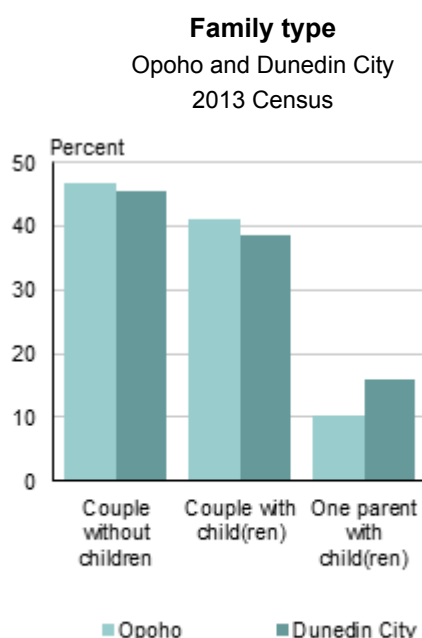
This data has been randomly rounded to protect confidentiality. Individual figures may not add up to totals, and values for the same data may vary in different text, tables and graphs. For areas with small populations, the data may not look as expected because of this rounding.



# Families

## Family type

- Couples with children make up 41.1 percent of all families in Opoho, while couples without children make up 46.7 percent of all families.
- In Dunedin City, couples with children make up 38.6 percent of all families, while couples without children make up 45.4 percent of all families.
- 10.3 percent of families in Opoho are one parent with children families, while one parent with children families make up 16.0 percent of families for Dunedin City as a whole.



Source: Statistics New Zealand

Note: All figures are for families in occupied private dwellings.

Some percentages may be too small to show on graph.

This data has been randomly rounded to protect confidentiality. Individual figures may not add up to totals, and values for the same data may vary in different text, tables, and graphs. For areas with small populations, the data may not look as expected because of this rounding.

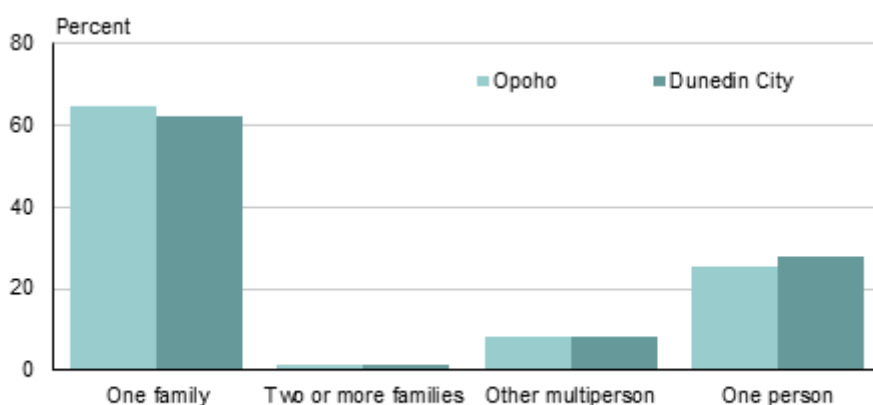
# Households

## Household composition

- One-family households make up 64.7 percent of all households in Opoho. For Dunedin City as a whole, one-family households make up 62.5 percent of all households.
- In Opoho, there are 120 one-person households making up 25.6 percent of all households. In Dunedin City, one-person households make up 27.9 percent of all households.
- The average household size in Opoho is 2.5 people, compared with an average of 2.5 people per household for all of Dunedin City.

### Household composition

Opoho and Dunedin City  
2013 Census



Source: Statistics New Zealand

Note: All figures are for households in occupied private dwellings.

Some percentages may be too small to show on graph.

This data has been randomly rounded to protect confidentiality. Individual figures may not add up to totals, and values for the same data may vary in different text, tables, and graphs. For areas with small populations, the data may not look as expected because of this rounding.

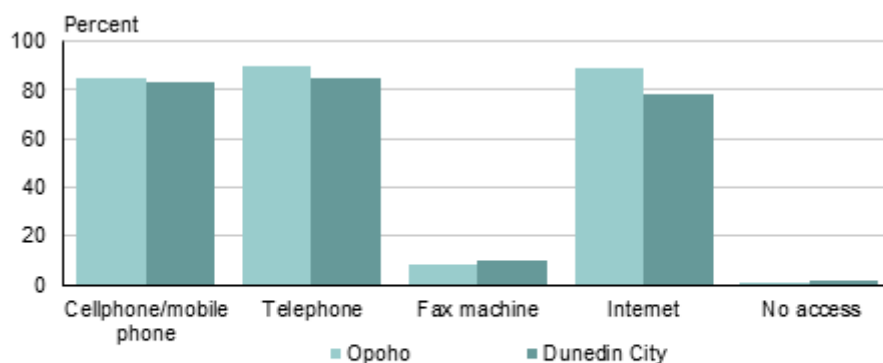
# Phone, fax, and Internet

## Access to phones, fax machines, and Internet

- 89.0 percent of households in Opoho have access to the Internet, compared with 77.8 percent of households in Dunedin City.
- In Opoho, 85.2 percent of households have access to a cellphone, compared with 83.4 percent of households for Dunedin City as a whole.

### Access to phones, fax machines, and Internet

Opoho and Dunedin City  
2013 Census



Note: Households can access more than one type of telecommunication device. Therefore percentages do not add up to 100.  
Source: Statistics New Zealand

Note: All figures are for households in occupied private dwellings.

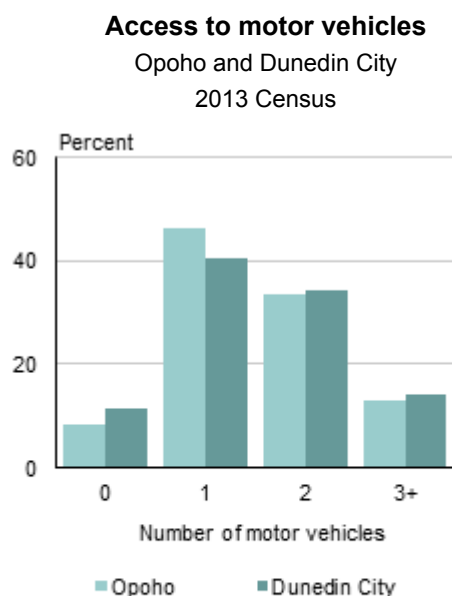
Some percentages may be too small to show on graph.

This data has been randomly rounded to protect confidentiality. Individual figures may not add up to totals, and values for the same data may vary in different text, tables and graphs. For areas with small populations, the data may not look as expected because of this rounding.

# Transport

## Access to motor vehicles

- 12.9 percent of households in Opoho have access to three or more motor vehicles, compared with 14.1 percent of all households in Dunedin City.



Note: Some percentages may be too small to show on graph.  
Source: Statistics New Zealand

Note: All figures are for households in occupied private dwellings.

Some percentages may be too small to show on graph.

## Main means of travel to work

- The most common means of travel to work on census day for people in Opoho was driving a private car, truck or van (54.5 percent of people who travelled to work used this form of transport).
- This was followed by walking or jogging (20.2 percent) and driving a company car, truck or van (6.7 percent).
- For Dunedin City as a whole, the most common means of travel to work was driving a private car, truck or van, followed by driving a company car, truck or van and walking or jogging.

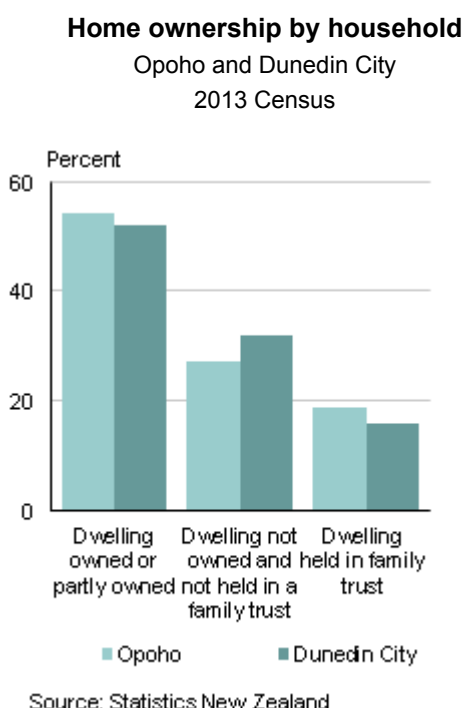
Note: All figures are for the census usually resident population count.

This data has been randomly rounded to protect confidentiality. Individual figures may not add up to totals, and values for the same data may vary in different text, tables, and graphs. For areas with small populations, the data may not look as expected because of this rounding.

# Housing

## Home ownership

- In Opoho, 72.9 percent of households in occupied private dwellings owned the dwelling or held it in a family trust.
- For Dunedin City as a whole, 67.9 percent of households in occupied private dwellings owned the dwelling or held it in a family trust.
- For households in Opoho who rented the dwelling that they lived in, the median weekly rent paid was \$270. This compared with \$250 for Dunedin City.



Note: All figures are for households in occupied private dwellings.

Some percentages may be too small to show on graph.

This data has been randomly rounded to protect confidentiality. Individual figures may not add up to totals, and values for the same data may vary in different text, tables and graphs. For areas with small populations, the data may not look as expected because of this rounding.

## Building consents

Building consent data for the year ended December 2013 showed that:

- The total number of building consents issued for dwellings, including apartments, in Opoho was 1.
- The total number of building consents issued for apartments in Opoho was 0.
- The total value of residential building work in Opoho was \$1,364,331.
- The total value of non-residential building work in Opoho was \$0.

Note: Building consent data is obtained from all accredited building consent authorities (ie territorial authorities) and is compiled if the building consent issued is valued over \$5000. See data quality information on building consents.

# Business

## Business demographics

Business demographic data for the year ended February 2013 showed that:

- There were 84 business locations (geographic units) in Opoho compared with 10,771 for all of Dunedin City. This is an increase of 25.4 percent from the year ended February 2006 for Opoho.
- There were 180 paid employees in Opoho compared with 52,890 for all of Dunedin City. This is a decrease of 0 percent from the year ended February 2006 for Opoho.

<b>Top five industries in Opoho</b>				
By employee count				
For year ended February 2013				
Industry (ANZSIC06) <sup>(1)</sup>	Opoho		Dunedin City	
	Employee count	Percent of total employee count	Employee Count	Percent of total employee count
Education and training	100	55.6	7,570	14.3
Accommodation and food services	25	13.9	4,390	8.3
Arts and recreation services	20	11.1	1,320	2.5
Health care and social assistance	9	5.0	8,240	15.6
Other services	9	5.0	1,840	3.5

1. Australian and New Zealand Standard Industrial Classification 2006 (ANZSIC06 V1.0).

Note: Table may not show five industries as not all area units have five industries within their boundaries.

Some area units may have more than one industry with the same employee count but the table has been restricted to five industries.

**Source:** Statistics New Zealand

Note: Business demographic data is sourced from a register of economically significant businesses which is maintained by Statistics New Zealand. See data quality information on business demographics.

Employee count data has been randomly rounded. Individual figures may not add up to totals, and values for the same data may vary in different text, tables and graphs. For areas with small populations, the data may not look as expected because of this rounding.